

Hi-MO X10 Scientist

LR7-54HVH 480~500M

- Suitable for Distribution Market
- Highest efficiency with the best energy generation performance
- TaiRay wafer & BC technology enhances high product reliability
- Smart manufacturing & LONGi product lifecycle standards deliver exceptional product quality

15

15-year Warranty for
Materials and Processing

30

30-year Warranty for Extra
Linear Power Output

Complete System and Product Certifications

IEC 61215, IEC 61730

ISO9001: Quality Management System

ISO14001: Environment Management System

ISO45001: Occupational Health and Safety

IEC62941: Guideline for module design qualification and type approval

LONGi

THE **smarter**
AWARD **E**



24.5%
MAX MODULE
EFFICIENCY

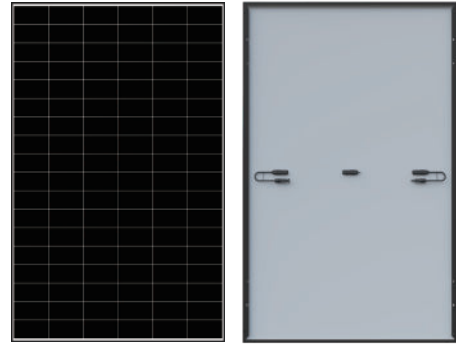
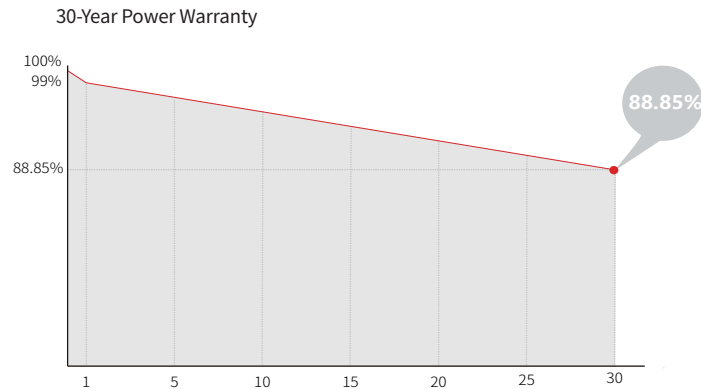
0~3%
POWER
TOLERANCE

<1%
FIRST YEAR
POWER DEGRADATION

0.35%
YEAR 2-30
POWER DEGRADATION

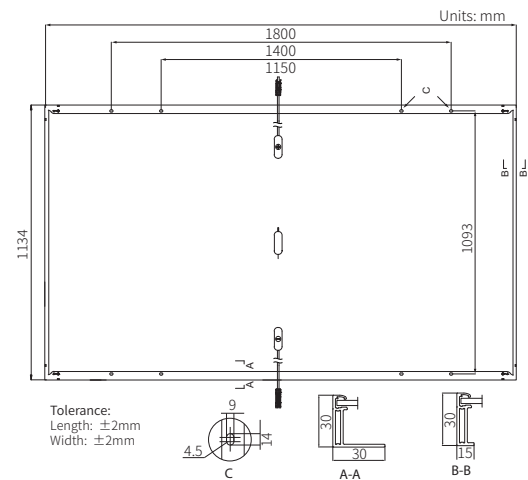
BC-CELL
LOWER OPERATING
TEMPERATURE

Additional Value



Mechanical Parameters

Cell Orientation	108 (6 × 18)
Junction Box	IP68, three diodes
Output Cable	4mm ² , +400, -200mm/±1200mm length can be customized
Glass	Single glass, 3.2mm coated tempered glass
Frame	Anodized aluminum alloy frame
Weight	21.6kg
Dimension	1800 × 1134 × 30mm
Packaging	36pcs per pallet / 216pcs per 20' GP / 864pcs per 40' HC



Electrical Characteristics

STC : AM1.5 1000W/m² 25°C NOCT : AM1.5 800W/m² 20°C 1m/s Test uncertainty for Pmax: ±3%

Module Type	LR7-54HVH-480M		LR7-54HVH-485M		LR7-54HVH-490M		LR7-54HVH-495M		LR7-54HVH-500M	
	STC	NOCT	STC	NOCT	STC	NOCT	STC	NOCT	STC	NOCT
Maximum Power (Pmax/W)	480	365	485	369	490	373	495	377	500	381
Open Circuit Voltage (Voc/V)	40.29	38.29	40.40	38.39	40.52	38.51	40.64	38.62	40.75	38.72
Short Circuit Current (Isc/A)	15.13	12.16	15.23	12.24	15.33	12.32	15.43	12.40	15.53	12.48
Voltage at Maximum Power (Vmp/V)	33.28	31.63	33.40	31.74	33.51	31.85	33.62	31.95	33.73	32.06
Current at Maximum Power (Imp/A)	14.43	11.57	14.53	11.65	14.63	11.73	14.73	11.81	14.83	11.89
Module Efficiency(%)	23.5		23.8		24.0		24.3		24.5	

Operating Parameters

Operational Temperature	-40°C ~ +85°C
Power Output Tolerance	0 ~ 3%
Maximum System Voltage	DC1500V (IEC)
Maximum Series Fuse Rating	25A
Nominal Operating Cell Temperature	45±2°C
Protection Class	Class II
Fire Rating	IEC Class C

Mechanical Loading

Front Side Maximum Static Loading	5400Pa
Rear Side Maximum Static Loading	2400Pa
Hailstone Test	25mm Hailstone at the speed of 23m/s

Temperature Ratings (STC)

Temperature Coefficient of Isc	+0.050%/°C
Temperature Coefficient of Voc	-0.200%/°C
Temperature Coefficient of Pmax	-0.260%/°C